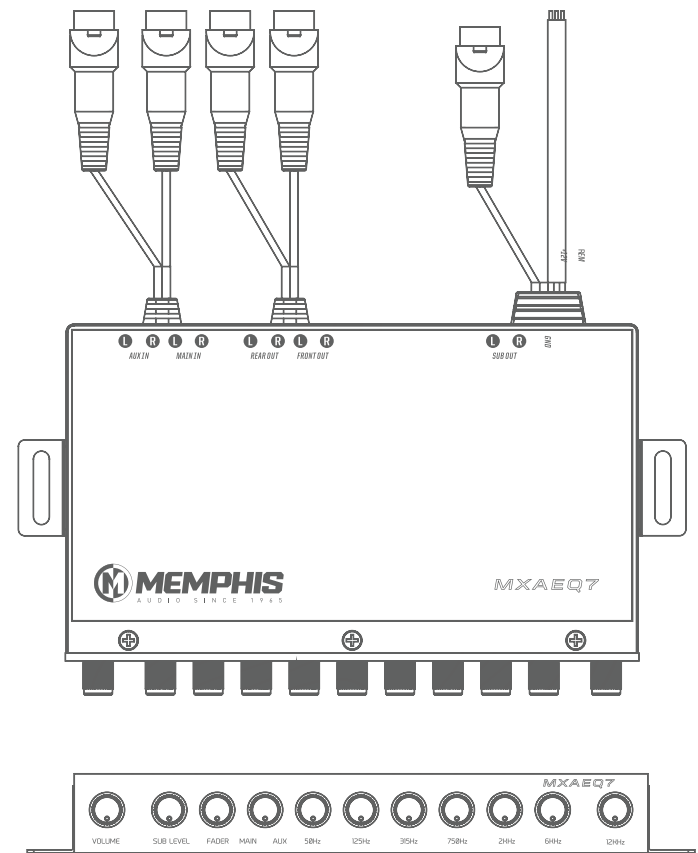




DESIGNED AND DEVELOPED IN THE UNITED STATES, MEMPHIS, TENNESSEE, SINCE 1965

800.489.2300  
 www.memphisaudio.com  
 122 Gayoso Ave.  
 Memphis, TN, USA

 @MEMPHISAUDIO  
 @MEMPHISCARAUDIOUSA



ENGINEERED TO RESIST  
 WATER & ELEMENTS

**MXAEQ7**  
 7-BAND MARINE GRADE  
 GRAPHIC EQUALIZER

### Ready to Turn It Up? Read This First!

Memphis Audio built a 50+ year legacy in the audio industry engineering the highest quality products to produce the best possible listening experience for our fans and loyal supporters. To fully appreciate our products we recommend taking the time to read and follow the instructions in this manual. As always, we recommend all installations and service be performed by an authorized Memphis Audio dealer.



**TIP** For optimal performance, Memphis recommends using only Memphis Connection accessories. Outfitting your system with properly sized Memphis Connection wire and accessories will dramatically boost your listening experience and increase the durability of your Memphis Audio products.

The MXAEQ7 7-band graphic EQ allows you to dial in your system for peak performance. The universal 1/2 din design will fit easily in multiple applications and serve as the command center for your systems audio. Control every aspect of your system from one device to lock in precision sound for the best possible audio experience. This unit is equipped with a conformal coated circuit board and water resistant connections to protect form damage from water and the elements making it an ideal solution for boat and powersports applications.

### Features

- Conformal coated circuit board
- Water resistant sealed connections
- Active gain and pre-amp with input sensitivity
- Volume control with up to 9.75V RMS output
- Individual left and right sensitivity controls for MAIN/AUX
- 7-Band graphic equalizer with 18dB boost cut
- Low noise BI-FET op-amp design yields minimal distortion
- On-board 30V bi-polar switching power supply
- Universal 1/2 DIN chassis for easy, near universal installation
- High grade golden RCA Jack inputs/ Outputs
- Subwoofer level control
- Adjustable subwoofer frequency
- 20dB headroom eliminates signal overload
- MAIN/AUX input selector
- Dual color back-lighting for easy visibility

### Specifications

7-BAND GRAPHIC	50Hz, 125Hz, 315Hz, 750Hz, 2.2KHz, 6kHz, 16kHz
BOOST/CUT	18dB
BANDWIDTH	Specific to each band. Hi Shelving
S/N RATIO	110dB REF 1V Input
FREQUENCY RESPONSE	10Hz-50KHz, +/-1dB
MAX OUTPUT VOLTAGE	9.75V RMS
THD%	0.05%
INPUT SENSITIVITY	Adjustable 200 mV - 3.5V RMS
HEADROOM	20dB
INPUT IMPEDANCE	20K Ohms
STEREO SEPARATION	80dB/1KHz
OPERATING VOLTAGE	11-15V Negative Ground
OUTPUT IMPEDANCE	1KΩ

### Crossover Control

It is recommended that MID BASS/MIS/HI frequencies be set to a center position and that the SUB frequency be set around 60Hz. You are able to adjust each band independently to its own exact position but remember that the proper setting depends on the overall system itself and your own specific musical taste so you may need to find your own personal sweet spot for maximum enjoyment.

### Set-Up and Adjustment

#### PRIOR TO TURN ON

Turn the volume on the unit to minimum.  
 Adjust the input gains to minimum.  
 Turn the source unit volume to minimum.  
 Set EQ controls to flat (12 o'clock)

#### SYSTEM TURN ON

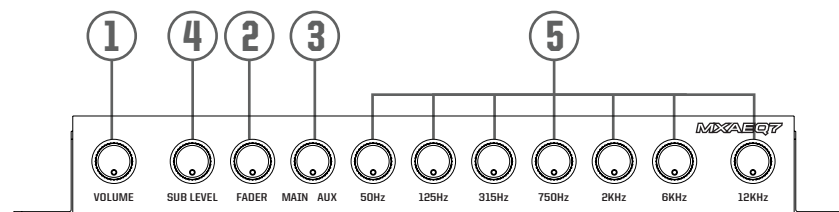
After completing all the wiring and signal connections you can turn the system on.

#### ADJUSTMENT

Raise the volume of the unit to MAX.  
 Adjust left and right input gains of the unit until they are half way between MIN/MAX.  
 Gradually increase the source volume until clipping occurs.  
 Begin gradually increasing input gains until the distortion is audible then backdown slightly  
 NOTE the system should be extremely loud at this time.  
 Turn the volume control down to minimum and back up to a comfortable level.  
 Volume changes should sound linear and balanced.

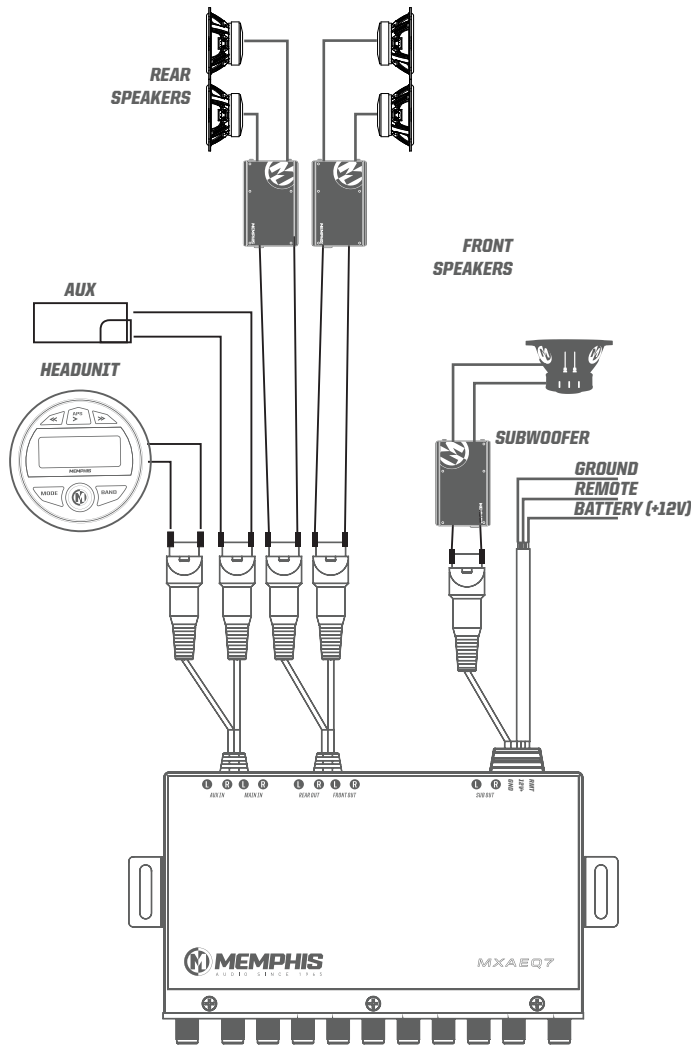
### Front Panel Controls

1. GAIN CONTROL - Adjusts the output level
2. FADER CONTROL - Adjusts the volume between front and rear speakers in a 4-speaker system.
3. INPUT SELECTOR SWITCH - selects the MAIN/AUX input
4. SUBWOOFER LEVEL - Controls the subwoofer level
5. EQUALIZER CONTROLS - Controls the frequency response of the boost or cut with the 7 band controls - 50Hz, 125Hz, 315Hz, 750Hz, 2.2KHz, 6KHz, 12KHz



## Installation

Set your source volume at 1/2 to 3/4 volume and leave it. Always use your volume as a master (main) volume control. It has better electronics, higher S/N ratio and is more linear than any source unit volume available. If engine noise is audible, raise the volume on the source unit and/or check the ground connection on the unit.



## Warranty

This products has a one year warranty from the date of purchase for defects in material or workmanship. The warranty is void if the product has been physically damaged by improper usage or abuse. If repairs are attempted outside of a Memphis Audio facility, the warranty is void.

This warranty is limited to the original retail purchaser and does not cover any expenses incurred in the removal or re-installation of the product. This warranty does NOT apply to product exterior and cosmetics. Memphis Audio disclaims any liability for incidental or consequential damages caused by product defects. Memphis Audio liability will not exceed the purchase price of the product and the warranty period specified.

Warranty shipments to Memphis Audio are the responsibility of the purchaser. Pack the product carefully in the original carton if possible. Memphis Audio will not be responsible for damages incurred in shipment or due to improper packaging materials used by the purchaser.

If determined to be within warranty your product will be repaired or replaced at the discretion of Memphis Audio.

### What is NOT covered under warranty

- Damage due to improper installation
- Damage caused by exposure to moisture, excessive heat, chemical cleaners and/or UV radiation
- Damage through negligence, misuse, accident or abuse. (Repeated returns for the same damage may be abuse)
- Product damaged in accident and/or due to criminal activity
- Service performed by anyone other than Memphis Audio
- Subsequent damage to other components
- Any cost or expense related to the removal or re-installation of product
- Products with tampered, missing, altered or defaced serial numbers/labels
- Freight damage
- The cost of shipping product to Memphis Audio
- Return shipping on non-defective items
- Any product not purchased from an authorized Memphis Audio dealer

Some states do not allow the exclusion or limitation of incidental or consequential damages. The above limitations or exclusions may not apply to you. This warranty gives you specific rights, you may have other rights which vary from state to state.

If warranty service is required, a return authorization number is required to return the product to Memphis Audio.